

Corning® CoolRack® Modules

CORNING


Corning CoolRack thermo-conductive metal alloy tube modules reduce variability which originates from tubes or wells placed directly into ice, dry ice, alcohol baths, water baths, and other temperature sources.



How It Works


.....

Cooling




Corning CoolRack on ice. Heat from the warmer Corning CoolRack module is transferred to a cooling source (wet or dry ice, cartridge, LN₂) until equilibrium is reached.

Warming

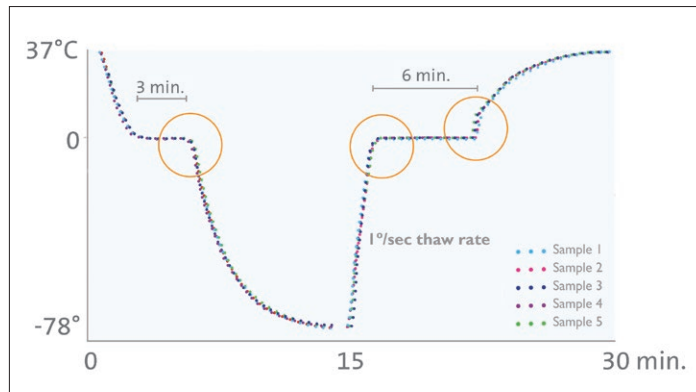


Corning CoolRack in water bath. Heat is transferred from water bath toward cooler Corning CoolRack until equilibrium is reached.

Corning CoolRack and Corning CoolSink® are precision-engineered sample modules manufactured from a novel thermo-conductive alloy material. Thermo-conductivity is the transfer of heat energy from a higher temperature region to a lower temperature region. CoolRack modules evenly distribute the temperature across all wells providing very uniform and consistent temperature to all samples ($\pm 0.1^{\circ}\text{C}$).



Corning® CoolRack® Reproducibility

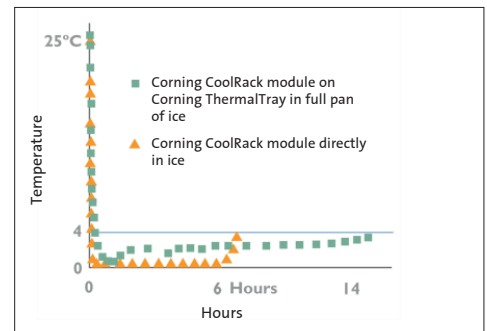


Thermo-conductive Modules Versatility and Performance

On Ice



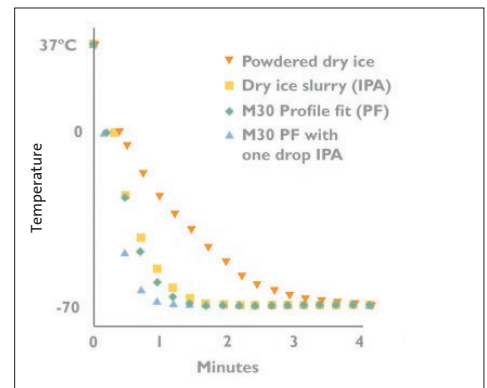
- Adapts from ambient (25°C) to <4°C in 60 to 90 seconds*
- Samples and labels stay dry, organized
- Hours of ice cooling without direct ice contact
- Reproducible method



On Dry Ice



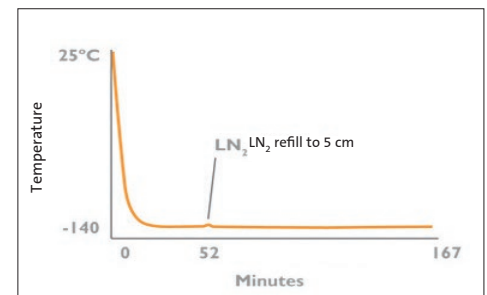
- Adapts from ambient (25°C) to -78°C in approximately 5 to 7 minutes*
- Eliminates ethanol from snap freezing
- Samples are upright and organized as they freeze
- Equal or better freezing rate as compared to direct immersion into dry ice or alcohol slurry
- Reproducible method



In Liquid Nitrogen (LN₂)



- Adapts from ambient (25°C) to approximately -150°C in approximately 12 to 14 minutes*
- Vapor barrier protects from ambient air
- Samples are upright and organized as they freeze
- No direct contact between samples and LN₂
- Reproducible method



With Heat Sources



- Use with water baths, incubators, and other heat sources to keep samples warm

*Average cooling rate from room temperature.

Ordering Information

Corning® CoolRack® M Microcentrifuge Modules

Cat. No.	Description	No. of Wells	Well Shape	Dimensions (L x W x H) (cm)	Well Diameter (mm)	Well Depth (mm)	Row Spacing (mm)	Column Spacing (mm)
432034	CoolRack M6, gray	6	Cylindrical	6.0 x 4.3 x 3.8	11.1	32.7	17.8	17.8
432035	CoolRack M6, green							
432036	CoolRack M6, orange							
432037	CoolRack M15, gray	15	Cylindrical	10.2 x 6.4 x 3.8	11.1	32.7	17.8	17.8
432038	CoolRack M15, green							
432039	CoolRack M15, orange							
432047	CoolRack M15-PF	15	Conical	10.2 x 6.4 x 3.8	11.1	35.3	17.8	17.8
432040	CoolRack XT M24*	24	Cylindrical	12.8 x 8.5 x 3.8	11.1	32.7	17.8	17.8
432060	CoolRack XT 5 mL*	12	Conical	12.7 x 8.6 x 5.0	16.5	48.7	28.0	28.0
432041	CoolRack M30, gray	30	Cylindrical	12.0 x 10.2 x 3.8	11.1	32.7	17.8	17.8
432042	CoolRack M30, green							
432043	CoolRack M30, orange							
432048	CoolRack M30-PF	30	Conical	12.0 x 10.2 x 3.8	11.1	35.3	17.8	17.8
432046	CoolRack 500 µL M30-PF	30	Conical	12.0 x 10.2 x 3.8	11.1	35.3	17.8	17.8
432044	CoolRack M90	90	Cylindrical	26.8 x 11.2 x 3.8	11.1	32.7	17.8	17.8
432045	CoolRack M96 ID**	96	Cylindrical	25.4 x 15.2 x 3.8	11.1	32.7	17.8	17.8

*SBS-compatible.

**Corning CoolRack M96 ID has A-H and 1-12 row and column indexing.

Corning CoolRack CF Cryogenic Vial and FACS Tube Modules

Cat. No.	Description	No. of Wells	Well Shape	Dimensions (L x W x H) (cm)	Well Diameter (mm)	Well Depth (mm)	Row Spacing (mm)	Column Spacing (mm)
432049	CoolRack CF15	15	Cylindrical	10.2 x 6.4 x 3.8	12.7	32.7	17.8	17.8
432050	CoolRack XT CFT24*†	24	Cylindrical	12.8 x 8.5 x 3.8	12.7	32.7	17.8	17.8
432052	CoolRack CFT30†	30	Cylindrical	12.0 x 10.2 x 3.8	12.7	32.7	17.8	17.8
432051	CoolRack CF45	45	Cylindrical	17.3 x 9.7 x 3.8	12.7	32.7	17.8	17.8

*SBS-compatible.

† “Gripping” wells for one-hand vial opening/closing.

Corning CoolRack PCR Microplate, Strip Tubes, or Tube Modules

Cat. No.	Description	No. of Wells	Well Shape	Dimensions (L x W x H) (cm)	Well Diameter (mm)	Well Depth (mm)	Row Spacing (mm)	Column Spacing (mm)
432053	CoolRack XT PCR96*	96	Tapered	12.7 x 8.6 x 2.5	—	13.2	9.0	9.0
432054	CoolRack XT M-PCR*	48 (PCR) 12 (M)	Tapered (PCR) Cylindrical (M)	12.7 x 8.6 x 3.8	— 11.1	13.2 32.7	9.0 14.0	9.0 20.3
432055	CoolRack XT PCR384*	384	Tapered	12.7 x 8.6 x 1.9	—	7.6	4.5	4.5

*SBS-compatible.

Corning CoolRack 96 Storage Tube Modules

Cat. No.	Description	No. of Wells	Well Shape	Dimensions (L x W x H) (cm)	Well Diameter (mm)	Well Depth (mm)	Row Spacing (mm)	Column Spacing (mm)
432056	CoolRack 96 x 0.5 mL	96	Cylindrical	13.1 x 8.9 x 3.6	8.4	24.6	9.0	9.0
432057	CoolRack 96 x 1 mL	96	Cylindrical	13.2 x 8.9 x 3.6	8.3	32.7	14.0	17.8

Corning CoolRack SV Sample Vial Modules for Cell Therapy

Cat. No.	Description	No. of Wells	Well Shape	Dimensions (L x W x H) (cm)	Well Diameter (mm)	Well Depth (mm)	Row Spacing (mm)	Column Spacing (mm)
432058	CoolRack SV2	12	Cylindrical	12.7 x 8.6 x 3.8	16.0	24.0	27.0	30.0
432059	CoolRack SV10	12	Cylindrical	12.7 x 8.6 x 3.8	23.6	27.9	25.9	32.1

Ordering Information (Continued)

Corning® CoolRack® – Tall Modules

Cat. No.	Description	No. of Wells	Well Shape	Dimensions (L x W x H) (cm)	Well Diameter (mm)	Well Depth (mm)	Row Spacing (mm)	Column Spacing (mm)
432068	CoolRack L*	12	Cylindrical	13.7 x 9.5 x 11.8	17.5	105.4	25.4	30.5
432061	CoolRack 15 mL	9	Cylindrical	8.9 x 8.9 x 10.7	17.1	106.7	26.7	26.7
432062	CoolRack 50 mL	4	Cylindrical	8.9 x 8.9 x 10.7	29.5	101.6	40.6	40.6
432063	CoolRack 250 mL-PF	1	Conical	8.9 x 8.9 x 14.0	60.4	133.3	–	–
432064	CoolRack 250 mL	1	Cylindrical	8.9 x 8.9 x 7.2	73.6	66.5	–	–
432069	CoolRack LV*	12	Cylindrical	13.7 x 9.5 x 9.6	16.6	83.3	25.4	30.5
432065	CoolRack VS13	9	Cylindrical	8.9 x 8.9 x 6.1	13.0	61.0	26.7	26.7
432067	CoolRack V13	9	Cylindrical	8.9 x 8.9 x 8.4	13.0	83.8	26.7	26.7
432066	CoolRack V16	9	Cylindrical	8.9 x 8.9 x 8.4	16.0	83.8	26.7	26.7

*Thermo-conductive base and insulative exterior.

Corning Cryogenic Vial Grippers

Cryogenic vial grippers feature a unique design to grasp internal or external-thread cryogenic vials. Grippers enable easy sorting and moving of vials while maintaining sterility and protecting fingers from frozen vials, dry ice, and liquid nitrogen.



Cat. No.	Description
432136	Cryogenic vial grippers, multi-color (5/cs)

Contact your Corning Account Manager for a copy of the Corning CoolBox™ and CoolRack Consumable Compatibility Guide.

For more specific information on claims, visit the Certificates page at www.corning.com/lifesciences.

Warranty/Disclaimer: Unless otherwise specified, all products are for research use only. Not intended for use in diagnostic or therapeutic procedures. Corning Life Sciences makes no claims regarding the performance of these products for clinical or diagnostic applications.

For additional product or technical information, visit www.corning.com/lifesciences or call 800.492.1110. Outside the United States, call +1.978.442.2200 or contact your local Corning sales office.

CORNING

Corning Incorporated Life Sciences

836 North St.
Building 300, Suite 3401
Tewksbury, MA 01876
t 800.492.1110
t 978.442.2200
f 978.442.2476

www.corning.com/lifesciences

ASIA/PACIFIC

Australia/New Zealand
t 61 427286832

China
t 86 21 3338 4338
f 86 21 3338 4300

India
t 91 124 4604000
f 91 124 4604099

Japan

t 81 3-3586 1996
f 81 3-3586 1291

Korea
t 82 2-796-9500
f 82 2-796-9300

Singapore
t 65 6572-9740
f 65 6735-2913

Taiwan
t 886 2-2716-0338
f 886 2-2516-7500

EUROPE

CSEurope@corning.com

France
t 0800 916 882
f 0800 918 636

Germany
t 0800 101 1153
f 0800 101 2427

The Netherlands
t 020 655 79 28
f 020 659 76 73

United Kingdom
t 0800 376 8660
f 0800 279 1117

All Other European Countries

t +31 (0) 206 59 60 51
f +31 (0) 206 59 76 73

LATIN AMERICA

grupoLA@corning.com

Brasil
t 55 (11) 3089-7400

Mexico
t (52-81) 8158-8400